

This article was downloaded by:

On: 15 January 2011

Access details: *Access Details: Free Access*

Publisher *Taylor & Francis*

Informa Ltd Registered in England and Wales Registered Number: 1072954 Registered office: Mortimer House, 37-41 Mortimer Street, London W1T 3JH, UK



Green Chemistry Letters and Reviews

Publication details, including instructions for authors and subscription information:

<http://www.informaworld.com/smpp/title~content=t748292817>

A review of aqueous organic reactions for the undergraduate teaching laboratory

Andrew P. Dicks^a

^a Department of Chemistry, University of Toronto, Toronto, ON, Canada

To cite this Article Dicks, Andrew P.(2009) 'A review of aqueous organic reactions for the undergraduate teaching laboratory', *Green Chemistry Letters and Reviews*, 2: 1, 9 – 21

To link to this Article: DOI: 10.1080/17518250902820182

URL: <http://dx.doi.org/10.1080/17518250902820182>

PLEASE SCROLL DOWN FOR ARTICLE

Full terms and conditions of use: <http://www.informaworld.com/terms-and-conditions-of-access.pdf>

This article may be used for research, teaching and private study purposes. Any substantial or systematic reproduction, re-distribution, re-selling, loan or sub-licensing, systematic supply or distribution in any form to anyone is expressly forbidden.

The publisher does not give any warranty express or implied or make any representation that the contents will be complete or accurate or up to date. The accuracy of any instructions, formulae and drug doses should be independently verified with primary sources. The publisher shall not be liable for any loss, actions, claims, proceedings, demand or costs or damages whatsoever or howsoever caused arising directly or indirectly in connection with or arising out of the use of this material.

REVIEW ARTICLE

A review of aqueous organic reactions for the undergraduate teaching laboratory

Andrew P. Dicks*

Department of Chemistry, University of Toronto, Toronto, ON, Canada

(Received 9 October 2008; final version received 23 January 2009)

This article summarizes the wide scope of aqueous organic reactivity from a pedagogical perspective. It is aimed at university instructors with the goal of promoting water as a solvent in academic institutions. Recently, extensive industrial and scholarly research has concerned development of organic reactions in aqueous media. Many examples are now possible in the student laboratory including carbon–carbon/carbon–nitrogen bond-forming reactions and functional group transformations (e.g. oxidations, reductions, and halohydrations). Experiments are summarized from the educational literature (journal articles and laboratory textbooks) and their green features are described. Using water as solvent often promotes significant rate enhancements and operational simplicity – both of importance when training undergraduates during limited laboratory time. Environmental benefits of using water are additionally highlighted to students' first hand in relation to the Twelve Principles of Green Chemistry.

Keywords: aqueous reactivity; Twelve Principles; water; organic synthesis; education

Introduction

In introductory college courses, undergraduate chemists are often taught that water is a poor solvent in which to attempt organic reactivity. This instruction has its basis in two observations. The vast majority of organic compounds have limited water solubility, and several important reagents (e.g. Grignards, LiAlH_4 , and thionyl chloride) react with water, thus requiring an anhydrous environment for desired behavior. Yet, H_2O is clearly a very high-profile substance (the American Chemical Society celebrated Earth Day in 2008 with the theme “Water: ‘Streaming Chemistry’” (1–3)). Vigorous effort has shown that many organic reactions can in fact be conducted with water as solvent. Articles have focused on C–C bond-forming processes (4), organometallic chemistry (5) and stereoselective reactivity (6) under aqueous conditions. Lindström has recently organized a comprehensive review of organic reactions in water (7). Some transformations are inappropriate for teaching purposes as they employ lengthy reaction times and/or expensive catalysts that are difficult to prepare. However, pedagogical research has developed many student-friendly procedures showcasing water as the reaction medium (8). This review, written for university educators, summarizes these experiments and encourages their incorporation into undergraduate curricula at introductory or advanced levels.

Why should students perform reactions in H_2O ? From a green perspective, water has supreme advantages over organic solvents. It is environmentally benign, abundant, inexpensive and non-flammable. Life itself requires chemical bond formation under aqueous conditions. Additionally, despite reactant insolubility, water can promote pronounced rate enhancements and impressive reaction selectivities with concomitant reduced energy requirements. This is often attributable to hydrophobic effects (9,10) where non-polar reactant molecules are forced together in the rate-determining transition state. Exposure to aqueous organic reactivity therefore educates undergraduates about the Twelve Principles of Green Chemistry (11) and the current drive to “use safer solvents and reaction conditions” and “increase energy efficiency.”

Experiments highlighted herein utilize water as the sole reaction solvent or as a major co-solvent (at least 50% of composition). Some date from before the green chemistry movement began and are included to illustrate the rich variety of chemistry possible. Reactions are organized under two broad themes: C–C/C–N bond-forming reactions and functional group transformations. Each theme is further sub-divided as follows: C–C/C–N bond-forming reactions are categorized by *mechanistic type* (nucleophilic addition, transition metal catalysis, pericyclic,

*Email: adicks@chem.utoronto.ca

radical, and electrophilic substitution). Functional group transformations are delineated by *reaction type* (oxidation, reduction, halohydrate, etherification, and dehydration). Reported student yields or ranges of yields (where known), reaction times, and experimental conditions are highlighted along with other green chemistry features of note.

C–C and C–N bond formations in water

Nucleophilic addition reactions

Alkene synthesis

Several pedagogical procedures highlight attack of a nucleophilic carbon atom at an electrophilic center, often leading to alkene and/or alcohol products. Broos et al. (12) developed a Wittig reaction in water where 4-carboxybenzyltriphenylphosphonium bromide is deprotonated with sodium hydroxide and stirred with aqueous formaldehyde at room temperature. The product 4-vinylbenzoic acid is isolated in good yield and purity (Scheme 1) and recrystallized from aqueous ethanol, engendering another green feature to the experiment.

A variation of the Wittig reaction using phosphonate esters as the carbanion source (a Horner–Wadsworth–Emmons or Wittig–Horner reaction) proceeds efficiently in aqueous media (13). Rapid one-pot preparation of the sunscreen analog methyl *trans*-4-methoxycinnamate (14,15) and 13 other aromatic cinnamate esters were realized (Scheme 2). These products are purified from ethanol or ethanol:water mixtures. The experiment utilizes potassium carbonate as a weak, environmentally benign base, avoids use of a phase-transfer catalyst (16) and forms *trans*-alkenes in a stereoselective fashion.

Recently, a Knoevenagel condensation between one of three aldehydes (furfural, 2-naphthaldehyde, or piperonal) and malononitrile was reported under inorganic base-catalyzed conditions in water (Scheme 3, (17)). No organic solvents are required throughout the short procedure. The reaction proceeds with very intrinsic high atom economy as H₂O is the only “wasted” by-product. Fringuelli et al. (18) described a related multi-step protocol where consecutive

Knoevenagel and Pinner reactions followed by alternating basic and acidic hydrolysis steps leads to coumarin formation (Scheme 4).

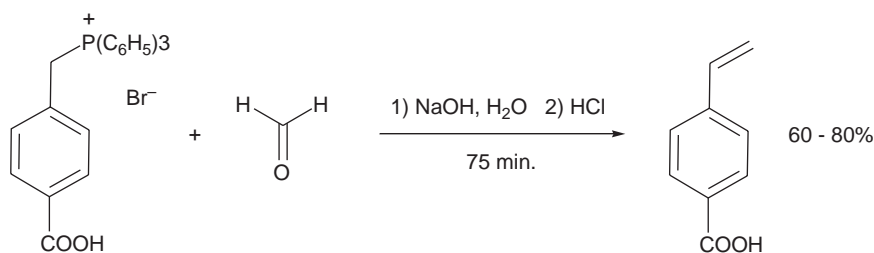
A similar multi-step condensation progressing in water is the Hantzsch 1,4-dihydropyridine synthesis (19). Using ethanol as a co-solvent, the potent antioxidant diludine (20,21) is prepared on a multi-gram scale by refluxing ethyl acetoacetate, aqueous ammonia, and aqueous formaldehyde for one hour (Scheme 5). The solid product is easily recrystallized from ethanol.

A popular reaction routinely discussed in introductory organic lectures and laboratories is the aldol condensation. Two recent experiments outline aldol reactions from a green perspective under solvent free (22) and organocatalytic conditions (23). A convenient crossed aldol condensation featuring an aromatic aldehyde and ketone has since been discussed (Scheme 6, (24)). This stereoselective reaction employing a catalytic amount of sodium carbonate affords a *trans*-chalcone analog on heating in water, which is readily identifiable by proton NMR.

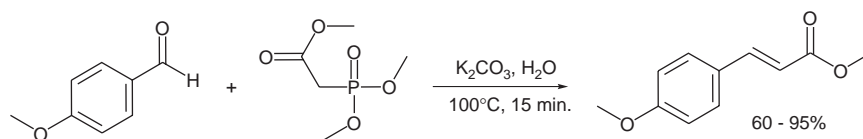
Alcohol synthesis

A didactic modification of the aldol condensation (Scheme 6) is performance of the same reaction at room temperature (Scheme 7, (24)). Under weakly basic conditions, the initially formed alcohol product (a β-hydroxyketone) is isolated in excellent yield. Undertaking both reactions within the same laboratory session underscores the role heat has in driving the elimination of water and introduces a “discovery” element to the experiment.

Classical organometallic reagents used in synthesis include those developed by Grignard and Gilman (25). It is often stressed to undergraduates that these species must be kept away from moisture (and other protic solvents) until an aqueous acidic work up is performed. Although Grignard reactions are common in the student laboratory, preparation of organometallic can be unreliable and prone to complete failure (26). However, Breton and Hughey (27) employed an organozinc species formed by reaction



Scheme 1. Wittig synthesis of 4-vinylbenzoic acid (12).



Scheme 2. Horner–Wadsworth–Emmons preparation of a sunscreen analog (13).

of allyl bromide with zinc metal in aqueous THF. This intermediate reacts efficiently with benzaldehyde to form a liquid secondary alcohol (1-phenyl-3-buten-1-ol) in a similar manner to a Grignard reagent (Scheme 8). The reaction mechanism is thought to initially involve an electron transfer from zinc metal to a molecule of allyl halide, forming a radical anion intermediate. This is followed by nucleophilic attack at the electrophilic carbon atom of benzaldehyde (28).

Oxazolidinone synthesis

Carbon–nitrogen bond cleavage and formation in water is exemplified by preparation of an oxazolidinone from 1-benzyl-2-methylaziridine (Scheme 9, (29)). The three-membered ring reacts with carbon dioxide and a variety of iodide salts under pressure to form isomeric products during two laboratory periods. Oxazolidinones are significant as chiral auxiliaries, ligands for metal catalysis, and recently as anti-bacterial agents (30–32). Students have an opportunity to probe the effect that different salts have (LiI, NaI, CsI, NH₄I) on the ratio of oxazolidinone isomers.

Transition metal-catalyzed reactions

Pd(0)-catalyzed cross-couplings

Many transition metal-mediated coupling reactions proceed effectively in an aqueous environment (33), a fact exploited by several educators. Palladium(0)-catalyzed processes have been of particular interest. The Suzuki reaction typically couples an aryl or vinyl halide with a boronic acid or boronic ester under basic conditions in the presence of catalytic Pd(0) (34). An undergraduate Suzuki reaction was reported in 2001 utilizing Pd(OAc)₂ and triphenylphosphine in combination with Na₂CO₃ as base and aqueous isopropanol as solvent (35), where Pd(0) is generated in situ. Research indicates many such reactions are possible in pure water (36). A Suzuki cross-coupling reaction was designed to synthesize 4-phenylphenol, a biaryl component of important non-steroidal anti-

inflammatory drugs (NSAIDs) (37). This approach employs water as the sole reaction solvent, features inexpensive palladium on carbon as the active catalyst and solid purification by recrystallization from aqueous methanol (Scheme 10).

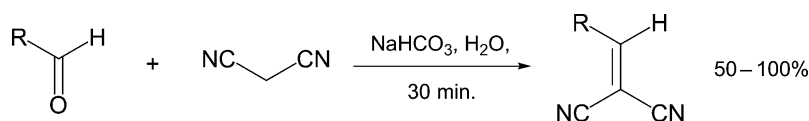
Leadbeater has designed similar procedures in a commercial microwave reactor that have been introduced into the undergraduate curriculum (38). Additionally, a group project was implemented using an aqueous Suzuki reaction as the focal point (39) where students design a research proposal, undertake independent practical work, evaluate their results, and write a journal-style report.

The closely related Heck reaction (40) couples an aryl halide with an electron-deficient alkene in the presence of Pd(0). Refluxing a mixture of 4-iodoacetophenone and acrylic acid with palladium(II) chloride in aqueous Na₂CO₃ leads to stereoselective formation of *trans*-4-acetylcinnamic acid (Scheme 11, (41)).

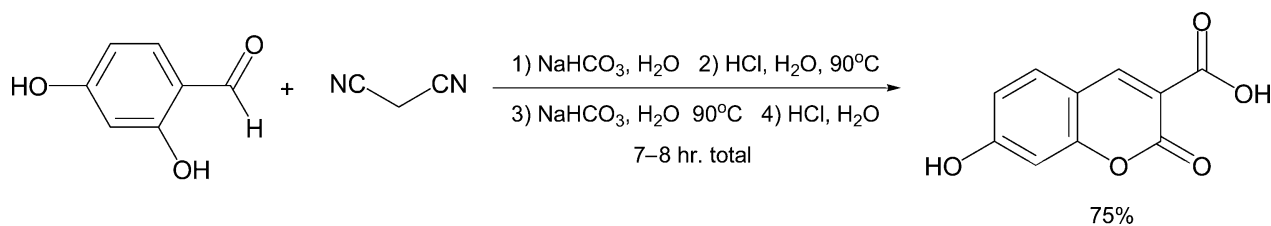
A Pd(0)-catalyzed Sonogashira reaction (42) between an aryl halide and a terminal alkyne in 4:1 water:*N*-methylpyrrolidinone as solvent has been described (43). This approach uses palladium(II) acetate with a water-solubilizing ligand (TPPTS) and a reaction time of one week at room temperature. Interestingly, the initial product cyclizes under the reaction conditions to form a benzofuran derivative (Scheme 12). Benzofuran rings are components of many biologically active substances, both synthetic and natural (44). This represents a significantly greener methodology toward benzofuran synthesis than more traditional approaches of heating reactants in pyridine or dimethylformamide as solvent (45,46). Similarly, Harper et al. (47) utilized a water-soluble Pd(0) complex to catalyze reaction between diethyl phosphite and iodobenzene generating diethyl phenylphosphonate and a new carbon–phosphorus bond.

Ru(III) catalysis

Ring-Opening Metathesis Polymerization (ROMP) reactions proceed readily and near quantitatively in



Scheme 3. Alkene syntheses via Knoevenagel condensations (17).



Scheme 4. Coumarin generation via one-pot consecutive reactions (18).

water if the appropriate catalyst is selected (48). Ruthenium(III) salts, such as RuCl_3 and K_2RuCl_5 are often utilized (49). The Diels–Alder adduct of furan and maleic anhydride (*exo*-7-oxabicyclo[2.2.1]hept-5-ene-2,3-dicarboxylic anhydride) undergoes an aqueous ROMP reaction in 40 minutes (Scheme 13). A functionalized polymer with high carboxyl content is formed that is soluble in polar solvents and characterized by IR, proton NMR, DSC and molecular weight measurements. The *cis:trans* polymeric ratio can be determined by ^{13}C NMR. Water is thought to behave as a co-catalyst by dramatically decreasing the initiation period required for reaction.

Pericyclic reactions

A 1,3-dipolar cycloaddition

“Click chemistry” is a process-driven approach to organic synthesis involving many green principles of pedagogical importance (50). “Click” reactions must proceed under simple conditions (e.g. in water or the absence of solvent) with high yields/stereospecificities and generation of easily removed, benign by-products. Products of “click” reactions must be physiologically stable and purified by straightforward methods, such as recrystallization. A 1,3-dipolar cycloaddition between terminal alkynes and phenyl azide (Scheme 14, (51)) fulfills many such criteria. These Cu(I)-catalyzed reactions are undertaken with water:*t*-butanol as solvent, easily monitored by TLC, require no chromatographic purification and very high yielding. Nearly all the 1,2,3-triazoles precipitate as solids, allowing different students to synthesize different “clicked” products.

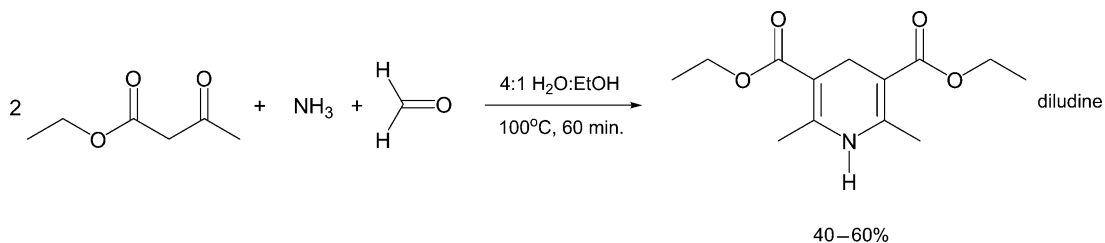
A Diels–Alder cycloaddition

Aqueous Diels–Alder reactions have been a focus of attention for almost 30 years. Rideout and Breslow reported a large rate of acceleration on reacting anthracene-9-methanol with *N*-ethylmaleimide in water compared to other solvents (9). This was ascribed as a hydrophobic effect and extended to other reactions having a negative volume of activation. Design of an undergraduate experiment utilizing *N*-methylmaleimide as the dienophile took place (Scheme 15, (52)). Diels–Alder reactions are highly atom efficient and exceptional examples of environmentally friendly chemistry. This procedure illustrates how a greener solvent can be used both for its benign characteristics and ability to significantly enhance the rate of an important carbon–carbon bond-forming reaction.

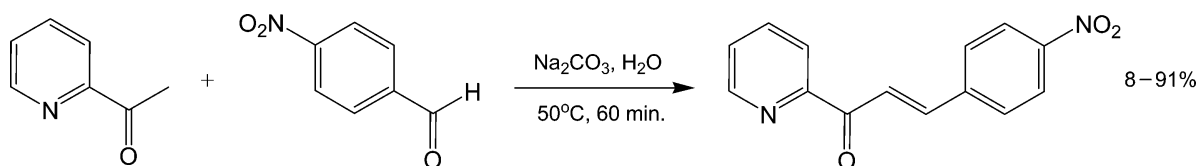
Hetero Diels–Alder cycloadditions

Two published experiments highlight hetero Diels–Alder reactions in aqueous environments (53,54) which also benefit from the hydrophobic effect. In the first example, aqueous glyoxylic acid is heated and stirred with cyclopentadiene and copper(II) sulfate for three hours (Scheme 16). The initial Diels–Alder adduct rearranges to form a racemic mixture of lactones in moderate yield with the *endo* product predominating over the *exo* (65:35). 2D NMR can be used to determine the nature of the major lactone by interpretation of NOESY spectra.

A similar one-pot protocol has very recently been reported, where the iminium ion formed from benzylamine hydrochloride and aqueous formaldehyde is reacted in situ with cyclopentadiene (Scheme 17). The product 2-azanorbornene is isolated in excellent yield



Scheme 5. Hantzsch synthesis of diludine (19).



Scheme 6. Aldol reaction between 2-acetylpyridine and 4-nitrobenzaldehyde at 50C (24).

after extraction as a pale yellow oil suitable for IR and NMR analyses.

Radical reactions

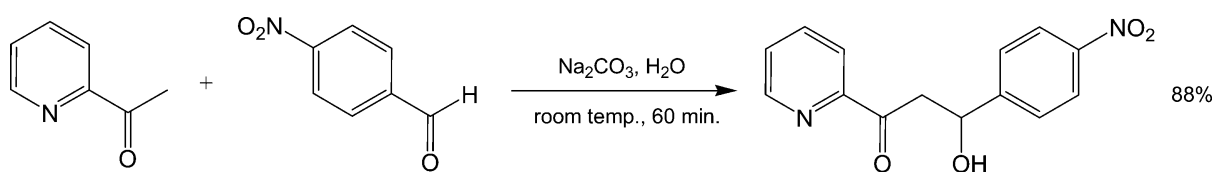
Oxidative biaryl synthesis

The aromatic compound apocynin (4-hydroxy-3-methoxyacetophenone) has been oxidized to diapocynin in 60% yield on heating with iron(II) sulfate and sodium peroxydisulfate in water for five minutes (Scheme 18, (55,56)). A sulfate radical anion ($\text{SO}_4^{\cdot-}$) generates a carbon-based radical *ortho* to the hydroxy group in apocynin and coupling occurs to form the product, which may have anti-oxidative and anti-inflammatory properties (57). Mak adopted a similar approach during preparation of racemic 1,1'-bi-2-naphthol from 2-naphthol (58). In this case the oxidant is iron(III) chloride (Scheme 19). The racemic product is subsequently resolved by treatment with (–)-*N*-benzylcinchonidinium chloride to isolate solid (*S*)-BINOL and (*R*)-BINOL after acidic hydrolysis. These two compounds and their derivatives are useful chiral ligands for asymmetric catalysis (59).

Electrophilic substitution reactions

Dipyrrromethane preparation

A one-pot preparation of *meso*-diethyl-2,2'-dipyrrromethane via an electrophilic aromatic substitution mechanism has been documented (60). The reaction involves refluxing 3-pentanone with two equivalents of pyrrole in aqueous HCl for 50 minutes (Scheme 20). This green synthesis involves little product purification as the dipyrrromethane separates as large crystals from the aqueous medium and does not require recrystallization. Dipyrrromethanes are important intermediates in both natural and artificial syntheses of tetrapyrrolic macrocycles. Pyrrole rings are particularly well known as porphyrin components (61).



Scheme 7. Aldol reaction between 2-acetylpyridine and 4-nitrobenzaldehyde at room temperature (24).

Aromatic nitration

Jones-Wilson et al. reported an experiment where the amino acid tyrosine is nitrated under standard conditions ($\text{HNO}_3/\text{H}_2\text{SO}_4$) in water to form 3-nitrotyrosine (Scheme 21, (62)). Tyrosine represents a naturally occurring and non-toxic aromatic reactant with the added benefit of being water soluble, and the product is recrystallized from water after washing with ethyl acetate.

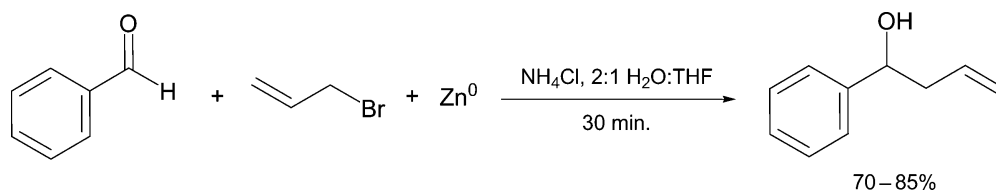
Functional group transformations in water

Oxidation reactions

Epoxide synthesis

The terpene geraniol ((*E*)-3,7-dimethylocta-2,6-dien-1-ol) reacts smoothly with hydrogen peroxide in the presence of catalytic methyltrioxorhenium and nicotinamide to form 6,7-epoxygeraniol (Scheme 22, (63)). This epoxidation is performed in aqueous ethanol and exhibits good atom economy with water as the only by-product. Other green advantages are use of 3% hydrogen peroxide (rather than the “normal” 30% solution) and nicotinamide (derived from a commercial vitamin tablet) instead of pyridine. The experiment represents an impressive alternative to alkene epoxidations undertaken with *m*-chloroperoxybenzoic acid (MCPBA) which are considerably less atom efficient and typically require chlorinated solvents.

The strong and versatile oxidizing agent, Oxone (potassium peroxymonosulfate, $2\text{KHSO}_5\cdot\text{KHSO}_4\cdot\text{K}_2\text{SO}_4$) (64) has several applications in the organic teaching laboratory. In the presence of acetone it generates dimethyldioxirane which is the active oxidant of cyclohexene, norbornylene, and β -pinene (65). Near quantitative yields are achieved after a 30-minute reaction time under basic conditions in a water:acetone solvent (Scheme 23).



Scheme 8. Alcohol preparation by a Grignard-like reaction (27).

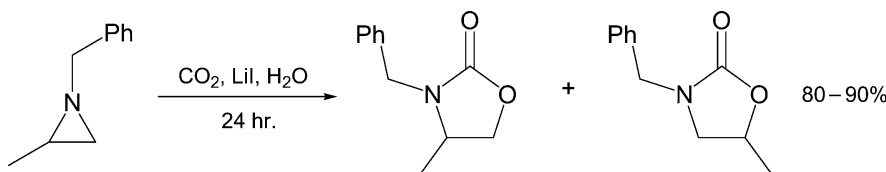
Carboxylic acid synthesis

Gandhari et al. (66) have also employed Oxone for oxidation of aromatic aldehydes to carboxylic acids. Benzoic acid is synthesized from benzaldehyde in excellent yield on heating with Oxone in water with no organic co-solvent present (Scheme 24). The product is recrystallized from water making this a particularly green oxidation approach, eliminating use of harsh and toxic oxidizing agents (KMnO_4 , $\text{K}_2\text{Cr}_2\text{O}_7$) in strongly acidic media. Five other benzaldehyde derivatives (2-Cl, 4-Cl, 4- NO_2 , 4-Br and 3- OCH_3) also react under such conditions utilizing aqueous ethanol as solvent.

Adipic acid (1,6-hexanedioic acid) is an important chemical necessary for synthesis of Nylon 6,6, a polymer often made by students in undergraduate laboratories. Adipic acid is prepared industrially via vigorous oxidation of cyclohexanol or cyclohexanone with nitric acid (67), generating nitrous oxide as an ozone-depleting agent. A greener approach to adipic acid synthesis has been described (68). Cyclohexene is oxidized by hydrogen peroxide using catalytic sodium tungstate and a phase-transfer catalyst (Aliquat 336) in water (Scheme 25). The environmentally benign feature is underscored by recycling the aqueous reaction mixture for subsequent runs. Adipic acid crystallizes on cooling the reaction mixture and is readily recrystallized from water in good to excellent yields.

Alcohol oxidation

A similar set of conditions is used to oxidize five secondary alcohols to corresponding ketones (Scheme 26, (69)). Both solid and liquid carbonyl products are isolated by either vacuum filtration or ether extraction/evaporation with high purity (typically 94–98%).



Scheme 9. Conversion of an aziridine to an oxazolidinone using carbon dioxide (29).

In the former cases washing solid ketones with water is all the purification needed.

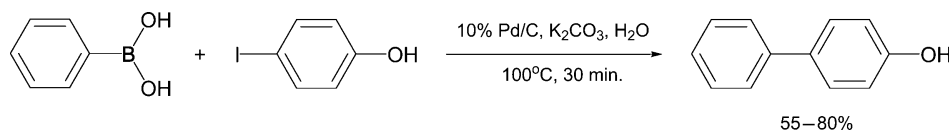
*Reduction reactions**Alcohol preparation using sodium borohydride*

Hudak and Sholes reported an undergraduate experiment involving cyclohexanone reduction with sodium borohydride in 1986 (70). Although commonly used in alcohol solvents, NaBH_4 is soluble and stable enough in aqueous alkali to effectively reduce many aldehydes and ketones. A revision made by Zaczek (Scheme 27, (71)) is more energy efficient (a 15-minute reaction time in ice compared to a 30-minute reflux) and has an environmental benefit of using less basic solution and less ether for extraction.

A microscale NaBH_4 reduction of vanillin (4-hydroxy-3-methoxybenzaldehyde) to vanillyl alcohol in 1-M aqueous NaOH has since been described (72). More recently Miles et al. (73) outlined reduction of ethyl vanillin under related conditions (Scheme 28). The product ethyl vanillyl alcohol is converted to Methyl Diantilis (3-ethoxy-4-hydroxybenzyl methyl ether) which has found use in shampoos and fragrances (74).

Alcohol preparation using baker's yeast

It is possible to reduce the ketone group in ethyl acetoacetate in a stereoselective and chemoselective fashion to generate (*S*)-ethyl 3-hydroxybutanoate (Scheme 29, (75,76)). This profiles use of enzymes in organic synthesis by adding baker's yeast to a fermenting aqueous sugar solution of the β -ketoester in the presence of Na_2HPO_4 . Incubation at 35°C leads to product formation with, after ether extraction, a reported ee of 85% (77). The achiral reducing agent NaBH_4 would form ethyl 3-hydroxybutanoate as a racemate.



Scheme 10. Pd/C-catalyzed Suzuki synthesis of an NSAID analog (37).

Halohydration reactions

Alkene halohydration

Bromohydration of the heterocycle 3-sulfolene is conveniently achieved in water using *N*-bromosuccinimide as a controlled source of Br₂ (78), representing a simple example of an often-discussed reaction. The white solid product forms in good to excellent yield on heating for 30 minutes (Scheme 30) and is readily recrystallized from pure water. The bromohydrin *trans* configuration is apparent from the coupling constant of protons at C3 and C4 ($J = 3$ Hz).

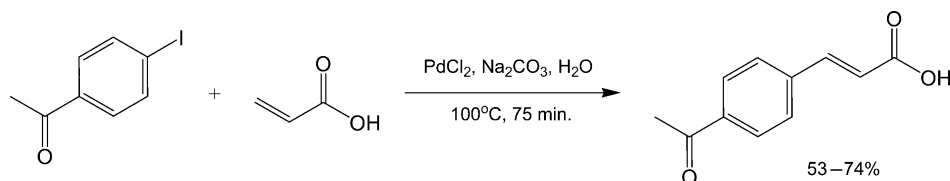
Halolactone synthesis

Crouch et al. (79) proposed a discovery-oriented experiment, where 4-pentenoic acid is reacted with aqueous potassium iodide and Oxone at room temperature (Scheme 31). Molecular iodine is generated which forms an iodonium ion from the alkene. Subsequent Markovnikov attack of an oxygen atom at the more highly substituted carbon leads to a five-membered iodolactone, which is challenging to predict. Absence of an O–H absorption in the product IR spectrum rules out formation of an iodohydrin and indicates a carboxylic acid is no longer present. The proton NMR unambiguously indicates nucleophilic attack at the tertiary carbon of the iodonium ion.

An etherification reaction

Williamson ether synthesis via phase-transfer catalysis

Preparation of an ether under phase-transfer catalytic conditions was reported by Hill and Corredor (80). Scheme 32 shows the Williamson synthesis of benzyl butyl ether by this approach. The reaction proceeds in good yield and utilizes aqueous sodium hydroxide as base in the presence of tetrabutyl ammonium salts to facilitate phase transfer.

Scheme 11. Heck synthesis of *trans*-4-acetylcinnamic acid (41).

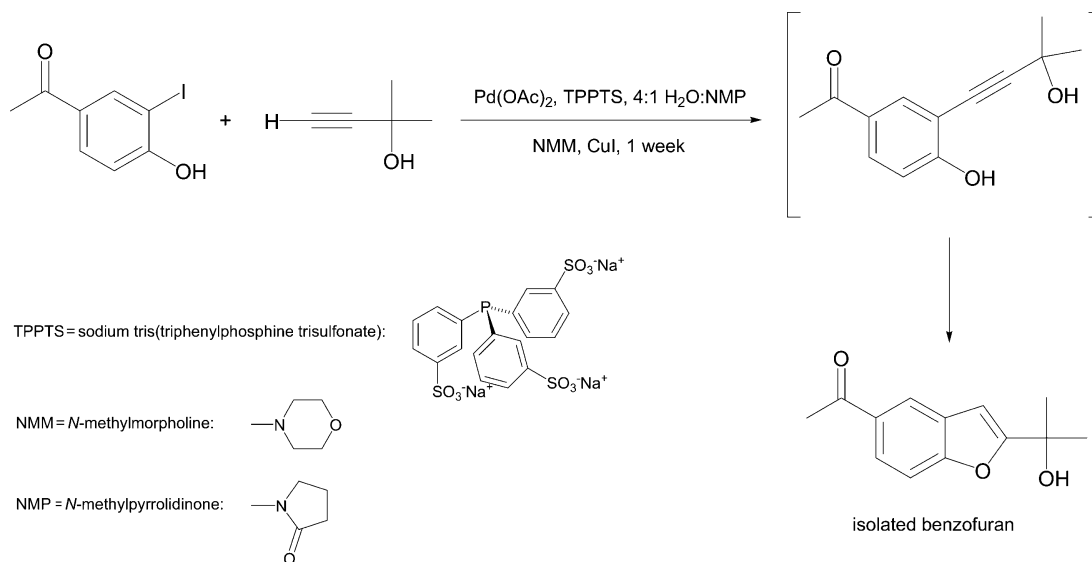
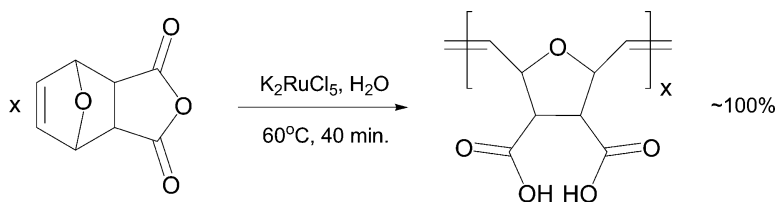
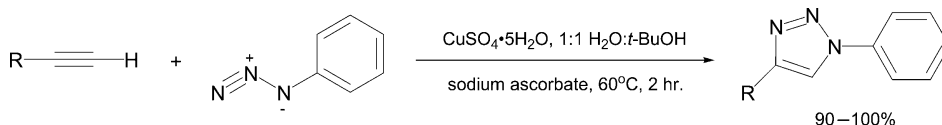
A dehydration reaction

Acetal synthesis

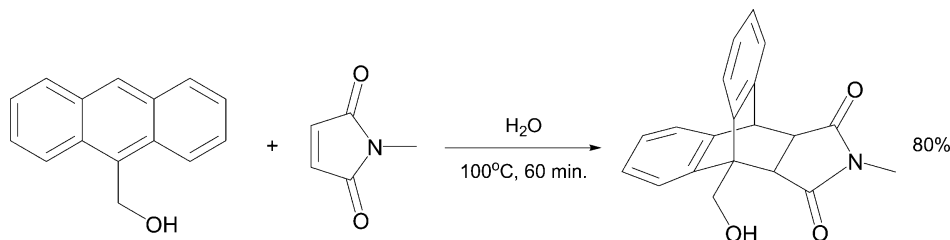
Although seemingly counterintuitive, a dehydration reaction (generating water) is achievable under aqueous conditions (81). Reaction of benzaldehyde with pentaerythritol and catalytic HCl leads to cyclic acetal formation (Scheme 33), known as a benzal. The process proceeds in water due to product insolubility in the aqueous medium. The equilibrium product is removed by precipitation (driving reaction to completion) and the two remaining hydroxyl groups in pentaerythritol do not react with a second equivalent of benzaldehyde to generate the dibenzal. Temperature control is important (above 35°C leads to increased dibenzal formation, and pentaerythritol precipitates from solution below 35°C). Opportunities exist to highlight use of acetals as protecting groups for aldehydes/ketones and optimization of reaction conditions to maximize yield of the desired product.

Conclusions

Water is a viable solvent for many organic reactions undergraduates learn in introductory and advanced courses. Reproducible, safe procedures illustrate utility of aqueous media and (very often) the practical simplicity afforded. Most experiments can be completed in a single three-hour laboratory period. Indeed, considering reactivity and operative mechanisms possible, one could envisage *development of a synthetic laboratory curriculum where no organic solvents are used before product purification*. Some experiments require only water as both reaction solvent and recrystallization medium (66,68,78), or produce solids not requiring recrystallization (17,49,52,60). However, it remains important that students learn to handle organic solvents and the

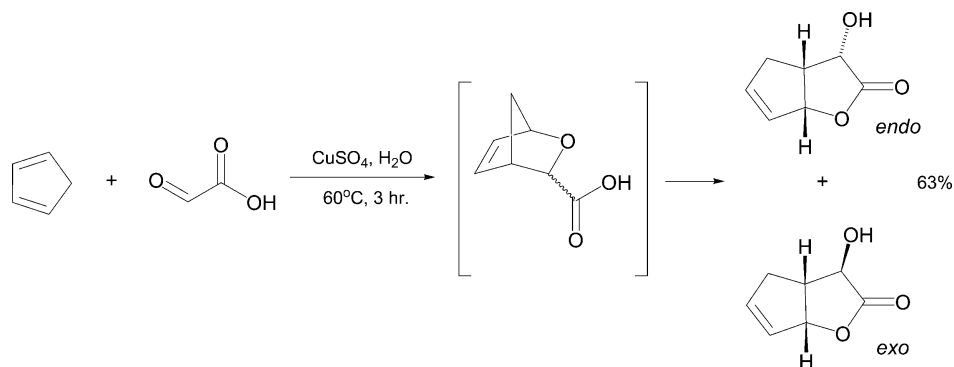
Scheme 12. Sonogashira coupling using catalytic Pd(OAc)₂ (43).Scheme 13. ROMP of *exo*-7-oxabicyclo[2.2.1]hept-5-ene-2,3-dicarboxylic anhydride (49).

Scheme 14. “Click” synthesis of 1,2,3-triazole derivatives (51).

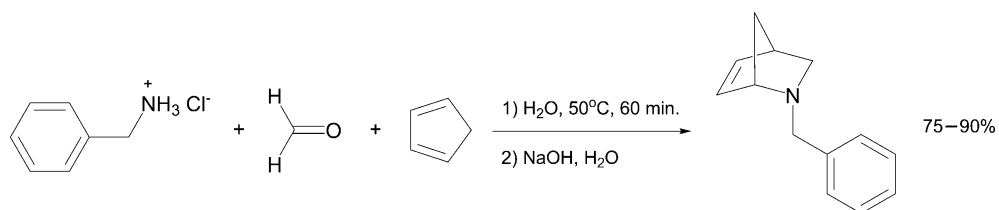
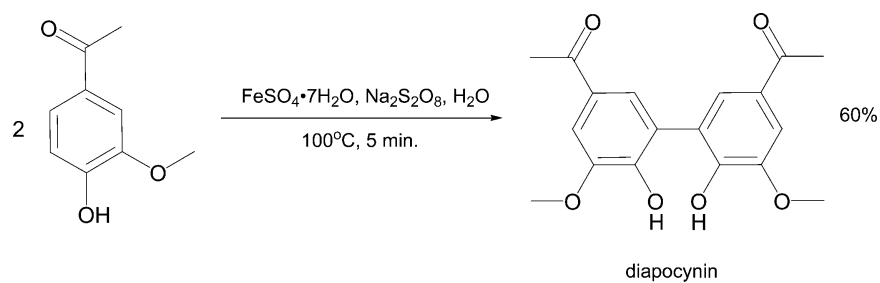
Scheme 15. Diels–Alder reaction between anthracene-9-methanol and *N*-methylmaleimide (52).

risks associated with them as part of their chemical training. Institutional integration of several experiments highlighting water as a solvent (and rotation of such experiments from year to year) would suffice as an introduction to the field.

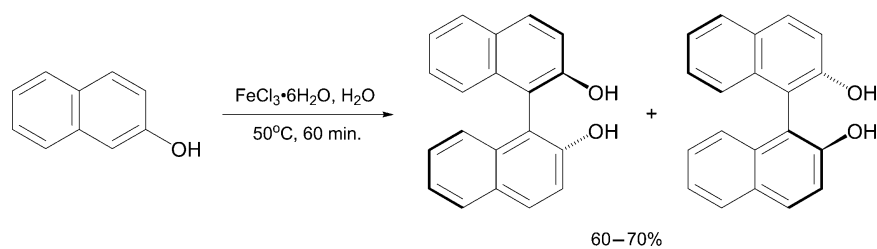
Although benefits of water are conspicuously apparent, there is a notable drawback. Despite being an exceptionally safe solvent, water is often more challenging to purify on reaction completion than many organic alternatives, due to its relatively



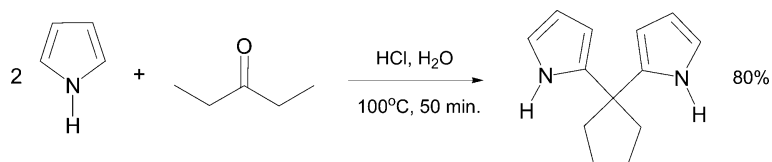
Scheme 16. Hetero Diels-Alder preparation of lactones (53).

Scheme 17. Hetero Diels-Alder synthesis of *N*-benzyl-2-azanorbornene (54).

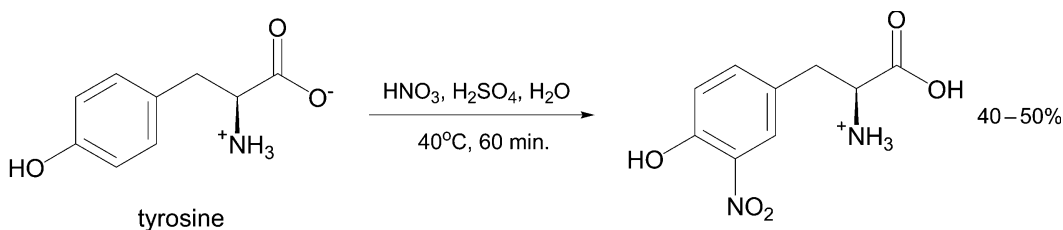
Scheme 18. Diapocyanin synthesis via aryl radical coupling (55).



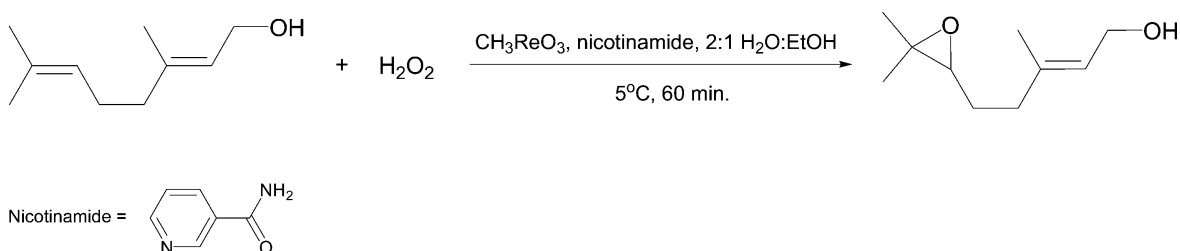
Scheme 19. Synthesis of racemic 1,1'-bi-2-naphthol (58).



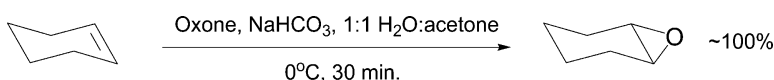
Scheme 20. Aromatic substitution reaction between pyrrole and 3-pentanone (60).



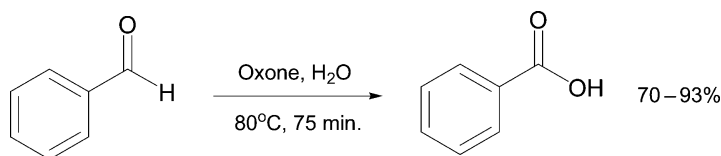
Scheme 21. Aromatic nitration of tyrosine (62).



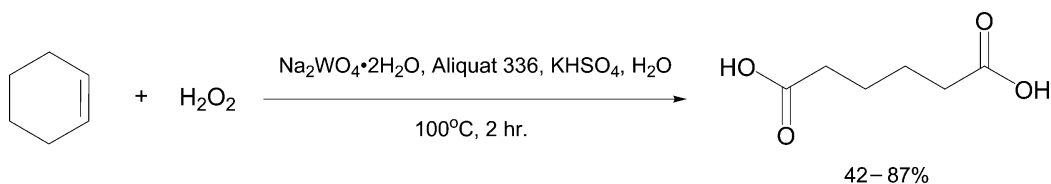
Scheme 22. Hydrogen peroxide-mediated epoxidation of geraniol (63).



Scheme 23. Preparation of cyclohexene oxide using Oxone (65).

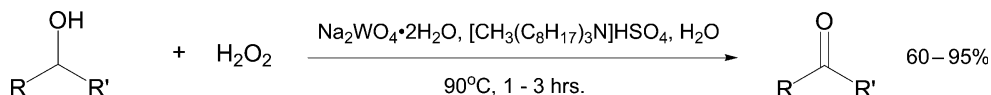


Scheme 24. Oxidation of benzaldehyde to benzoic acid (66).



Aliquat 336 = methyltrioctylammonium chloride, $[\text{CH}_3(\text{C}_8\text{H}_{17})_3\text{N}]\text{Cl}$

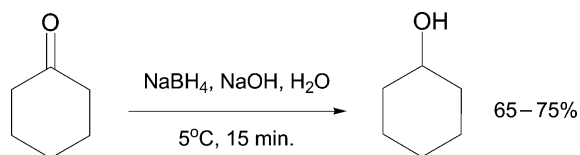
Scheme 25. Phase-transfer catalytic synthesis of adipic acid (68).



Scheme 26. Conversion of secondary alcohols to ketones with hydrogen peroxide (69).

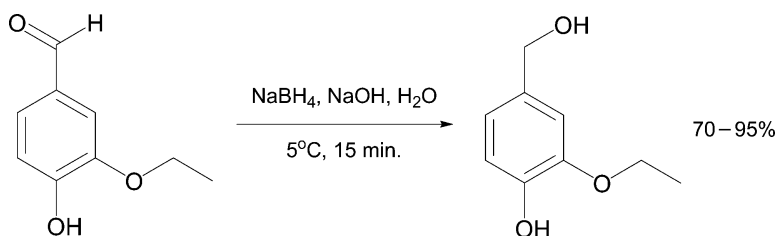
high-boiling point. Any by-products or impurities must be removed as aqueous waste streams will eventually reach aquifers, with attendant risk of human exposure (82). Indeed, Blackmond et al.

have asserted “water is only a truly green solvent if it can be directly discharged to a biological effluent treatment plant” (83). Significantly, students should be taught that there is no single “ideal solvent” and

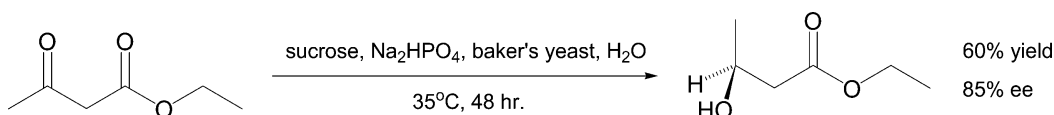


Scheme 27. Cyclohexanone reduction using sodium borohydride (71).

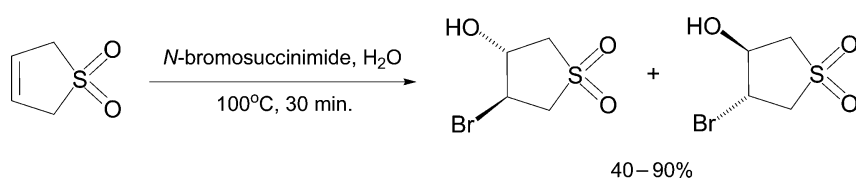
that much research continues to develop new media that improve upon existing technologies (84,85). Related green chemistry principles (11) need addressing in the context of each reaction undertaken, as implementing water alone does not render a process environmentally friendly. Several reactions incorporate excess reagents (13,19,66) leading to reduced experimental atom economies. High temperatures are



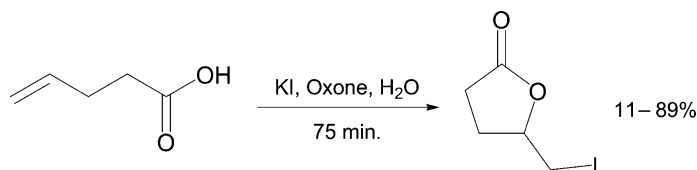
Scheme 28. Synthesis of 2-ethoxy-4-(hydroxymethyl) phenol (73).



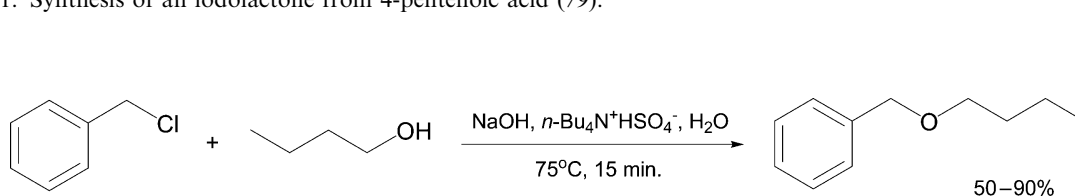
Scheme 29. Enzymatic reduction of ethyl acetoacetate (75,76).



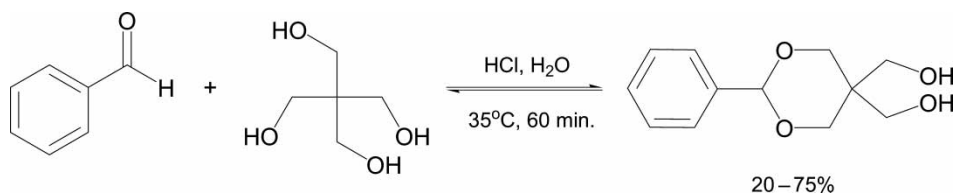
Scheme 30. Bromohydrin formation from 3-sulfolene (78).



Scheme 31. Synthesis of an iodolactone from 4-pentenoic acid (79).



Scheme 32. An etherification reaction under phase-transfer catalysis (80).



Scheme 33. Conversion of benzaldehyde into a cyclic acetal (82).

required for long times in some cases (66,68,69) and many reactions do not employ catalytic species. Introducing water as the solvent of choice in the undergraduate organic curriculum is simply “a step in the green direction” (23).

References

- (1) Moore, J.W. *J. Chem. Educ.* **2008**, *85*, 171.
- (2) Tomasik, J.H. *J. Chem. Educ.* **2008**, *85*, 185–187.
- (3) Jacobsen, E.K. *J. Chem. Educ.* **2008**, *85*, 188–190.
- (4) Li, C-J. *Chem. Rev.* **2005**, *105*, 3095–3165.
- (5) Chan, T.H. *Can. Chem. News.* **2004**, *56*, 18–19.
- (6) Lindström, U.M. *Chem. Rev.* **2002**, *102*, 2751–2772.
- (7) Lindström, U.M., Ed. *Organic Reactions in Water: Principles, Strategies and Applications*; Blackwell: Oxford, 2007.
- (8) Greener Education Materials for Chemists (GEMS) Web site. <http://greenchem.uoregon.edu/gems.html> (accessed January 20, 2009).
- (9) Rideout, D.C.; Breslow, R. *J. Am. Chem. Soc.* **1980**, *102*, 7816–7817.
- (10) Breslow, R. *J. Phys. Org. Chem.* **2006**, *19*, 813–822.
- (11) Anastas, P.T.; Warner, J.C. *Green Chemistry: Theory and Practice*; Oxford University Press: New York, 1998; p 30.
- (12) Broos, R.; Tavernier, D.; Anteunis, M. *J. Chem. Educ.* **1978**, *55*, 813.
- (13) Cheung, L.L.W.; Lin, R.J.; McIntee, J.W.; Dicks, A.P. *Chem. Educator.* **2005**, *10*, 300–302.
- (14) Breton, G.W.; Belk, M.K. *Chem. Educator.* **2004**, *9*, 27–29.
- (15) Stabile, R.G.; Dicks, A.P. *J. Chem. Educ.* **2004**, *81*, 1488–1491.
- (16) Mayo, D.W.; Pike, R.M.; Trumper, P.K. *Microscale Organic Laboratory*; 4th ed.; Wiley: NY, 1999; pp 271–273.
- (17) Esteb, J.J.; Fravel, B.; Magers, J.; McNulty, L.; O'Reilly, S.; Wilson, A.M. *Chem. Educator.* **2007**, *12*, 324–326.
- (18) Fringuelli, F.; Piermatti, O.; Pizzo, F. *J. Chem. Educ.* **2004**, *81*, 874–876.
- (19) Norcross, B.E.; Clement, G.; Weinstein, M. *J. Chem. Educ.* **1969**, *46*, 694–695.
- (20) Abdalla, A.E.; Tirzite, D.; Tirzitis, G.; Roozen, J.P. *Food Chem.* **1999**, *66*, 189–195.
- (21) Olek, R.A.; Ziolkowski, W.; Kaczor, J.J.; Greci, L.; Popinigis, J.; Antosiewicz, J. *J. Biochem. Mol. Biol.* **2004**, *37*, 416–421.
- (22) Cave, G.W.V.; Raston, C.L. *J. Chem. Educ.* **2005**, *82*, 468–469.
- (23) Bennett, G.D. *J. Chem. Educ.* **2006**, *83*, 1871–1872.
- (24) Crouch, R.D.; Richardson, A.; Howard, J.L.; Harker, R.L.; Barker, K.H. *J. Chem. Educ.* **2007**, *84*, 475–476.
- (25) McMurry, J. *Organic Chemistry*; 7th edn.; Thomson Higher Education: Belmont, CA, 2008; pp 345–348.
- (26) Clough, S.; Goldman, E.; Williams, S.; George, B. *J. Chem. Educ.* **1986**, *63*, 176.
- (27) Breton, G.W.; Hughey, C.A. *J. Chem. Educ.* **1998**, *75*, 85.
- (28) Li, C-J. *Tetrahedron.* **1996**, *52*, 5643–5668.
- (29) Wallace, J.R.; Lieberman, D.L.; Hancock, M.T.; Pinhas, A.R. *J. Chem. Educ.* **2005**, *82*, 1229–1230.
- (30) Zappia, G.; Cancelliere, G.; Gacs-Baitz, E.; Delle Monache, G.; Misiti, D.; Nevola, L.; Botta, B. *Curr. Org. Synth.* **2007**, *4*, 238–307.
- (31) Yeom, C-E.; Kim, H.W.; Shin, Y.J.; Kim, B.M. *Tet. Lett.* **2007**, *48*, 9035–9039.
- (32) Renslo, A.R.; Luehr, G.W.; Gordeev, M.F. *Bioorg. Med. Chem.* **2006**, *14*, 4227–4240.
- (33) Genet, J-P.; Darses, S.; Michelet, V. *Pure Appl. Chem.* **2008**, *80*, 831–844.
- (34) Miyaura, N.; Suzuki, A. *Chem. Rev.* **1995**, *95*, 2457–2483.
- (35) Callam, C.S.; Lowary, T.L. *J. Chem. Educ.* **2001**, *78*, 947–948.
- (36) Franzén, R.; Xu, Y. *Can. J. Chem.* **2005**, *83*, 266–272.
- (37) Aktoudianakis, E.; Chan, E.; Edward, A.R.; Jarosz, I.; Lee, V.; Mui, L.; Thatipamala, S.S.; Dicks, A.P. *J. Chem. Educ.* **2008**, *85*, 555–557.
- (38) Leadbeater, N.E.; McGowan, C.B. *Clean, Fast Organic Chemistry – Microwave Assisted Laboratory Experiments*; CEM: Matthews, NC, 2006.
- (39) Novak, M.; Wang, Y-T.; Ambrogio, M.W.; Chan, C.A.; Davis, H.E.; Goodwin, K.S.; Hadley, M.A.; Hall, C.M.; Herrick, A.M.; Ivanov, A.S.; Mueller, C.M.; Oh, J.J.; Soukup, R.J.; Sullivan, T.J.; Todd, A.M. *Chem. Educator.* **2007**, *12*, 1–5.
- (40) Heck, R.F. *Org. React.* **1982**, *27*, 345–390.
- (41) Cheung, L.L.W.; Aktoudianakis, E.; Chan, E.; Edward, A.R.; Jarosz, I.; Lee, V.; Mui, L.; Thatipamala, S.S.; Dicks, A.P. *Chem. Educator.* **2007**, *12*, 77–79.
- (42) Sonogashira, K.; Tohda, Y.; Hagihara, N. *Tet. Lett.* **1975**, *16*, 4467–4470.
- (43) (a) Gilbertson, R.; Doxsee, K.; Succaw, G.; Huffmann, L.M.; Hutchison, J.E. *In Greener Approaches to Undergraduate Chemistry Experiments*; Kirchoff, M., Ryan, M.A., Eds.; American Chemical Society: Washington, DC, 2002; pp 4–7; (b) Doxsee, K.M.;

- Hutchison, J.E. *Green Organic Chemistry – Strategies, Tools and Laboratory Experiments*; Brooks-Cole: Pacific Grove, CA, 2004; pp 189–196.
- (44) McCallion, G.D. *Curr. Org. Chem.* **1999**, *3*, 67–76.
- (45) Castro, C.E.; Stephens, R.D. *J. Org. Chem.* **1963**, *28*, 2163.
- (46) Schneiders, G.E.; Stevenson, R. *Synth. Commun.* **1980**, *10*, 699–705.
- (47) Harper, B.A.; Rainwater, J.C.; Birdwhistell, K.; Knight, D.A. *J. Chem. Educ.* **2002**, *79*, 729–731.
- (48) Novak, B.M.; Grubbs, R.H. *J. Am. Chem. Soc.* **1988**, *110*, 7542–7543.
- (49) Viswanathan, T.; Jethmalani, J. *J. Chem. Educ.* **1993**, *70*, 165–167.
- (50) Kolb, H.C.; Finn, M.G.; Sharpless, K.B. *Angew. Chem. Int. Ed.* **2001**, *40*, 2004–2021.
- (51) Sharpless, W.D.; Wu, P.; Hansen, T.V.; Lindberg, J.G. *J. Chem. Educ.* **2005**, *82*, 1833–1836.
- (52) Huffmann, L.M.; McKenzie, L.C.; Hutchison, J.E. Diels-Alder Reaction in Water. <http://greenchem.uorogon.edu/PDFs/GEMsID84.pdf> (accessed January 20, 2009).
- (53) Augé, J.; Lubin-Germain, N. *J. Chem. Educ.* **1998**, *75*, 1285–1287.
- (54) Sauvage, X.; Delaude, L. *J. Chem. Educ.* **2008**, *85*, 1538–1540.
- (55) Dasari, M.S.; Richards, K.M.; Alt, M.L.; Crawford, C.F.P.; Schleiden, A.; Ingram, J.; Hamidou, A.A.A.; Williams, A.; Chernovitz, P.A.; Luo, R.; Sun, G.Y.; Luchtefeld, R.; Smith, R.E. *J. Chem. Educ.* **2008**, *85*, 411–412.
- (56) van den Worm, E.; van den Berg, A.J.J.; Kemeling, G.M.; Beukelman, C.J.; Halkes, S.B.A.; Labadie, R.P.; van Dijk, H. Isolation, Characterization and Activity of Diapocynin, an Apocynin Metabolite. Chapter 5. <http://igitur-archive.library.uu.nl/dissertations/1957866/c5.pdf> (accessed January 20, 2009).
- (57) Klees, R.F.; DeMarco, P.C.; Salazsnyk, R.M.; Ahuja, D.; Hogg, M.; Antoniotti, S.; Kamath, L.; Dordick, J.S.; Plopper, G.E. *J. Biomed. Biotechnol.* **2006**, *2006*, 1–10.
- (58) Mak, K.K.W. *J. Chem. Educ.* **2004**, *81*, 1636–1640.
- (59) Pu, L. *Chem. Rev.* **1998**, *98*, 2405–2494.
- (60) Sobral, A.J.F.N. *J. Chem. Educ.* **2006**, *83*, 1665–1666.
- (61) Lee, C-H.; Li, F.; Iwamoto, K.; Dadok, J.; Bothner-By, A.A.; Lindsey, J.S. *Tetrahedron.* **1995**, *51*, 11645–11672.
- (62) Jones-Wilson, T.M.; Burtch, E.A. *J. Chem. Educ.* **2005**, *82*, 616–617.
- (63) (a) Goodwin, T.E. *J. Chem. Educ.* **2004**, *81*, 1187–1190; (b) Hicks, A.R.; Davis, B.L.; Dill, W.M.; Rogers, C.; Goodwin, T.E. Development of a Green Epoxidation Experiment for the Introductory Organic Laboratory. <http://web.clark.edu/nfattaleh/classes/212/Lab/212W08GeraniolEpoLab.pdf> (accessed January 20, 2009).
- (64) Marcotullio, M.C.; Epifano, F.; Curini, M. *Trends Org. Chem.* **2003**, *10*, 21–34.
- (65) Broshears, W.C.; Esteb, J.J.; Richter, J.; Wilson, A.M. *J. Chem. Educ.* **2004**, *81*, 1018–1019.
- (66) Gandhari, R.; Maddukuri, P.P.; Vinod, T.K. *J. Chem. Educ.* **2007**, *84*, 852–854.
- (67) Sato, K.; Aoki, M.; Noyori, R. *Science.* **1998**, *281*, 1646–1647.
- (68) (a) Reed, S.M.; Hutchison, J.E. *J. Chem. Educ.* **2000**, *77*, 1627–1629; (b) Doxsee, K.M.; Hutchison, J.E. *Green Organic Chemistry – Strategies, Tools and Laboratory Experiments*; Brooks-Cole: Pacific Grove, CA, 2004; pp 135–141.
- (69) Hulce, M.; Marks, D.W. *J. Chem. Educ.* **2001**, *78*, 66–67.
- (70) Hudak, N.J.; Sholes, A.H. *J. Chem. Educ.* **1986**, *63*, 161.
- (71) Zaczek, N.M. *J. Chem. Educ.* **1986**, *63*, 909.
- (72) Fowler, R.G. *J. Chem. Educ.* **1992**, *69*, A43–A46.
- (73) Miles, W.H.; Connell, K.B. *J. Chem. Educ.* **2006**, *83*, 285–286.
- (74) Ochsner, P.A. Perfumes Containing Benzyl Ethers. US Patent 4,657,700, April 14, 1987.
- (75) Williamson, K.L.; Minard, R.D.; Masters, K.M. *Microscale and Macroscale Organic Experiments*; 5th ed.; New York, NY: Houghton Mifflin, 2007; pp 785–791.
- (76) Pohl, N.; Clague, A.; Schwarz, K. *J. Chem. Educ.* **2002**, *79*, 727–728.
- (77) Seebach, D.; Sutter, M.A.; Weber, R.H.; Züger, M.F. *Org. Synth.* **1984**, *63*, 1–9.
- (78) Greenberg, F.H. *J. Chem. Educ.* **1985**, *62*, 638.
- (79) Crouch, R.D.; Tucker-Schwartz, A.; Barker, K. *J. Chem. Educ.* **2006**, *83*, 921–922.
- (80) Hill, J.W.; Corredor, J. *J. Chem. Educ.* **1980**, *57*, 822.
- (81) Collard, D.M.; Jones, A.G.; Kriegel, R.M. *J. Chem. Educ.* **2001**, *78*, 70–72.
- (82) Doxsee, K.M.; Hutchison, J.E. *Green Organic Chemistry – Strategies, Tools and Laboratory Experiments*; Brooks-Cole: Pacific Grove, CA, 2004; p 74.
- (83) Blackmond, D.G.; Armstrong, A.; Coombe, V.; Wells, A. *Angew. Chem. Int. Ed.* **2007**, *46*, 3798–3800.
- (84) Clark, J.H.; Tavener, S.J. *Org. Process Res. Dev.* **2007**, *11*, 149–155.
- (85) Jessop, P.G. *Can. Chem. News.* **2007**, *59*, 16–18.